



 NADIA - Noise Abatement Demonstrative and Innovative Actions and information to the public

MAPPATURA ACUSTICA

 Provincia di Genova	SP 523	Popolazione esposta <table border="1"> <thead> <tr> <th>L_{DEN}</th> <th>Pop.</th> </tr> </thead> <tbody> <tr> <td>55-59</td> <td>1000</td> </tr> <tr> <td>60-64</td> <td>600</td> </tr> <tr> <td>65-69</td> <td>600</td> </tr> <tr> <td>70-74</td> <td>700</td> </tr> <tr> <td>>75</td> <td>200</td> </tr> </tbody> </table>	L _{DEN}	Pop.	55-59	1000	60-64	600	65-69	600	70-74	700	>75	200	Livello di rumore in dB(A) <table border="1"> <tbody> <tr> <td>55 <</td> <td>≤ 55</td> </tr> <tr> <td>65 <</td> <td>≤ 65</td> </tr> </tbody> </table>	55 <	≤ 55	65 <	≤ 65
L _{DEN}	Pop.																		
55-59	1000																		
60-64	600																		
65-69	600																		
70-74	700																		
>75	200																		
55 <	≤ 55																		
65 <	≤ 65																		

Descrittore acustico: L_{DEN}

Scala 1:15000
